




Pass-through oven UF TS
TwinDISPLAY
Forced convection
AtmoCONTROL standard software

Model sizes:
160 / 260 / 450 / 750
+20 °C to +250 °C

PASS-THROUGH OVEN UF TS Pass-through ovens UF TS are based on a standard heating oven and feature all technological highlights like product specific heating and perfectly adjusted control technology. Thanks to an additional side feed-through, curing of lead frames and adhesive bonds or tempering of components can be controlled automatically within a running production process.



High feed-through thanks to in-line capability

Temperature control processes in a Memmert pass-through oven can be controlled fully electronically. The synchronised loading of parts is done by means of belt input and output at the side. To increase the feed-through for endless loading, turn pulleys can be installed in the chamber on request. Windows at the front and rear enable simple loading by hand, and also allow the temperature control process to be permanently observed. Another advantage not to be missed out: constant temperatures inside the temperature-control chamber as it does not have to be opened for loading.



In-line capable
pass-through oven
(belt input and output
at the side)



Customer-specific solutions myAtmoSAFE

In the position of an expansion of the R&D departments of customers, the customisation department at Memmert provides support for complex applications and finds tailor-made solutions. Many customers are supported from development to production.



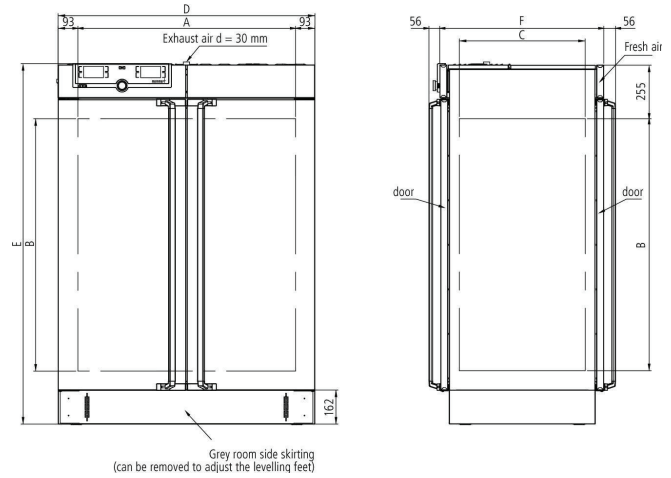

PASS-THROUGH OVENS UF TS

according to DIN 12880:2007-05, EN 61010-1 (IEC 61010-1), EN 61010-2-010

Standard units are safety-approved and bear the test marks:



- Interior:** Stainless steel, mat. 1.4301 (ASTM 304), with all-round deep-drawn ribs to integrate the large-area heating with ceramic-metal sheath
- Housing:** Textured stainless steel, intuitively operated TwinDISPLAY (TFT colour displays) with touchscreen, fully insulated stainless steel door on both sides (from model size 450 two leaves), pass-through version
- Fresh air:** Admixture of pre-heated fresh air by electronically adjustable air flap
- Connection:** Mains cable with plug (German type) (CEE plug for 400 V)
- Installation:** 4 feet
- Interfaces:**



Model sizes/Description			160	260	450	750
Stainless steel interior	Volume	approx. l	161	256	449	749
	Width	(A) mm	560	640	1040	
	Height	(B) mm	720	800	720	1200
	Depth	(C) mm	400	500	600	
	Max. number of grids/shelves	number	8	9	8	14
	Max. loading per grid/shelf	kg	20		30	
	Max. loading of chamber	kg	210	300		
	Max. loading per slide-in drip tray	kg	3	4	8	
Max. loading per bottom drip tray	kg	3	4	8		
Textured stainless steel exterior	Width	(D) mm	745	825	1224	
	Height	(E) mm	1233	1314	1233	1714
	Depth (without door handle, depth of handle 2 x 56 mm)	(F) mm	582	682	782	
Standard equipment	Stainless steel grids, electropolished	number	2			
	Standard works calibration certificate (measuring point chamber center)	°C	+160			
Temperature	Working temperature range	°C	at least 10 above ambient temperature to +250			
	Setting temperature range	°C	+20 to +250			
	Setting accuracy	°C	up to 99.9: 0.1 / from 100: 0.5			
Further data	Electrical load at 230 V, 50/60 Hz	approx. W	3200	3400	-	
	Electrical load at 115 V, 50/60 Hz	approx. W	1800		-	
	Electrical load at 400 V and 3 x 230 V w/o neutral, 50/60 Hz	approx. W	-		4800	5000
Packing data	Net weight	approx. kg	120	138	213	260
	Gross weight (packed in carton)	approx. kg	146	189	279	331
	Width	approx. mm	830	930	1330	
	Height	approx. mm	1300	1380	1450	1920
	Depth	approx. mm	800	930	1050	

Order No. Pass-Through Ovens

UF160TS | UF260TS | UF450TS | UF750TS

Options	160	260	450	750
Voltage 115 V, 50/60 Hz		X2		-
Full-sight glass door (4 layer insulating glass) - extra cost per side - Temperature-range up to max. 250 °C			B0	
Chamber modification for the application of reinforced perforated stainless steel shelves or stainless steel grids (bearing rails mounted in the working chamber) - includes replacement of standard grids by reinforced grids		-		K1
Entry port, 23 mm clear diameter, for introducing connections at the side, can be closed by flap, standard positions			F0 F1 F2 F3	
Entry port, 23 mm clear diameter for introducing connections at the side, can be closed by flap, in special positions (please, state location)			F4 F5	
Locking mechanism to prevent simultaneous opening of doors for contamination protection in case of wall installation			D5	
4 - 20 mA current loop interface (0 to +260 °C = 4 - 20 mA)			V3	
Temperature controller, actual value Temperature of a Pt100 sensor positioned flexibly in chamber for external temperature monitoring (max. 3) - price per sensor			V6	
Fan speed monitoring with switching off the heating and with alarm in case of failure			V4	
Works calibration certificate for 3 temperatures: +100, +160, +220 °C			D00128	
Works calibration certificate for one (freely selectable) temperature value according to customer specification			D00109	
Door with lock (safety lock); per side			B6	
Door hinged on the left; price per side		B8		-
Potential-free contact (24 V/2 A) with socket, according to NAMUR NE 28 for external monitoring (indicates when setpoint is reached)			H5	
Potential-free contact for combination error message (e.g. supply failure, sensor fault, fuse)			H6	
Potential-free contact (24 V/2 A) with socket to NAMUR NE 28, for signal generation, controlled by programme segment, for free-selectable functions to be activated (e.g. activation of audible and visual signals, exhaust motors, fans, stirrers, etc.); max. 2 contacts on 1-phase appliances; max. 4 contacts on 3-phase appliances	2 contacts 4 contacts	-	H72	H74
Process-dependent electromagnetic door lock (both sides)			D4	
Door-open-recognition; per side			V5	
Flexible Pt100 for positioning in chamber or in load with socket, 4-pin, according to NAMUR NE 28, for external temperature recording (load temperature) max. 3 sensors			H4	
Flexible Pt100 temperature sensor, positioned flexibly in chamber or load, for local temperature measurement (up to 3 additional sensors are possible). The measured temperature can, if required, be indicated on the display, recorded in the integral data store, and can be documented via the AtmoCONTROL software			H8	
MobileALERT, notification by SMS in case of any error or alarm of the device. Requires option H6			C3	
Temperature restriction; Temperatures: +60, +70, +80, +95, +100, +120, +160, +180 or +200°C (Please, indicate upon ordering)			A8	

Accessories	160	260	450	750
Stainless steel grid, electropolished	E20165	E28891		E20182
Additional reinforced stainless steel grid, electropolished, max. loading 60 kg; with guide bars and fixing screws (only in connection with option K1). Please consider max. loading of chamber		-		B32190
Perforated stainless steel shelf	B00325	B29725		B00328
Additional reinforced stainless steel shelf, max. loading 60 kg; with guide bars and fixing screws (only in connection with option K1). Please consider max. loading of chamber		-		B32191
Stainless steel slide-in drip tray, 15 mm rim (may affect the temperature distribution) - cannot be used in connection with option K1	E02073	E29726		E02075
Stainless steel slide-in drip tray, 15 mm rim, with guide bars and fixing screws (may affect the temperature distribution) - can be used only in connection with option K1		-		B32763
Stainless steel bottom drip tray, 15 mm rim (may affect the temperature distribution) - cannot be used in connection with option K1	B04359	B29722		B04362
Stainless steel bottom drip tray, 15 mm rim (may affect the temperature distribution) - can be used only in connection with option K1		-		B34055
Flush-fit unit set (stainless steel frame covering gap between oven and wall opening), without air slots - technical clarification required	B33204	B33205	B33206	B33207
Guarantee extension by 1 year	GA1Q5		GA2Q5	
USB-Ethernet adapter			E06192	
Ethernet connection cable 5 m for computer interface			E06189	
USB User-ID stick (with User-ID licence): Oven-linked authorisation licence (User-ID-programme) on Memory-stick, prevents undesired manipulation by unauthorised third parties. When reordering please specify serial number			B33170	
Set of height adjustable feet (4 pcs)		B29768		-
FDA conforming software AtmoCONTROL (FDA edition). Meets the requirements for the use of electronically stored data sets and electronic signatures as laid down in Regulation 21 CFR Part 11 of the US Food and Drug Administration (FDA). Base licence for the control of one unit. Respective IQ/OQ documents available in German and English language (without surcharge)			FDAQ1	
Integration of additional units (up to max. 15 units) into an already existent FDA-software licence			FDAQ2	
IQ document with device-specific works test data, OQ/PQ check list as support for validation by customer			D00124	
IQ/OQ document with device-specific works test data for one free-selectable temperature value, incl. temperature distribution survey at Memmert for 27 measuring points to DIN 12880:2007-05. PQ check list as support for validation by customer. 305 € for further temperature values and validation at customer site on demand (GER, AT, CH only)			D00127	